



Esempio 12.14 - figura



Nota 12.16 - matrice

-0.52	-0.43	0.24	0.35
-0.04	0.07	-0.15	-0.07
-0.72	-0.29	0.01	-0.13
0.37	-0.09	0.12	-0.16
-0.08	0.07	-0.21	-0.09
0.37	0.28	-0.09	0.23
-0.41	0.72	0.12	-0.05
0.22	-0.04	-0.33	0.10
-0.02	-0.09	0.01	-0.26
0.39	-0.12	-0.23	0.11
0.74	-0.08	0.44	-0.08
-0.56	0.33	0.15	0.11
-0.40	-0.23	0.05	-0.12
0.61	0.02	0.16	0.07
0.04	-0.13	-0.30	-0.03

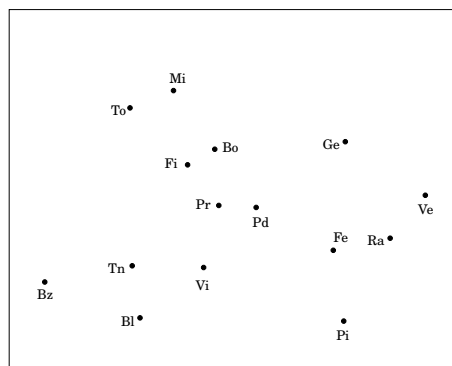
Nota 12.16 - figura



Nota 12.17 - matrice

-0.42	-0.46
-0.09	0.28
-0.84	-0.30
0.43	-0.16
-0.21	0.22
0.48	0.32
-0.28	0.54
0.09	0.03
-0.08	0.04
0.48	-0.47
0.68	-0.11
-0.47	0.47
-0.46	-0.23
0.84	0.08
-0.14	-0.24

Nota 12.17 - figura



Nota 12.18 - matrice

-1.64	0.88
1.47	0.24
0.80	0.26
-0.63	-1.39

Nota 12.18 - figura

