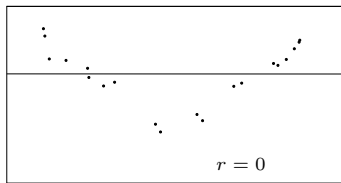
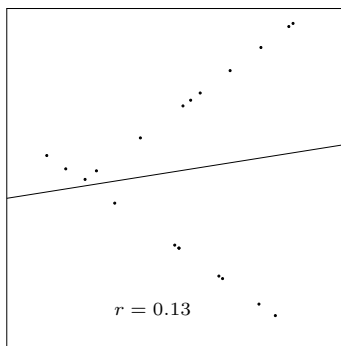
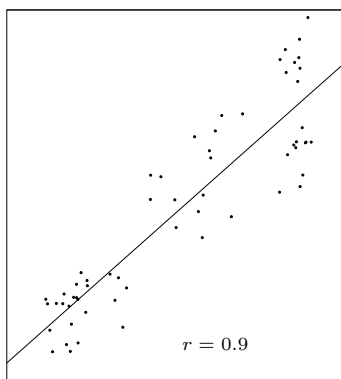
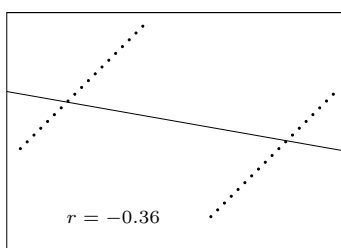
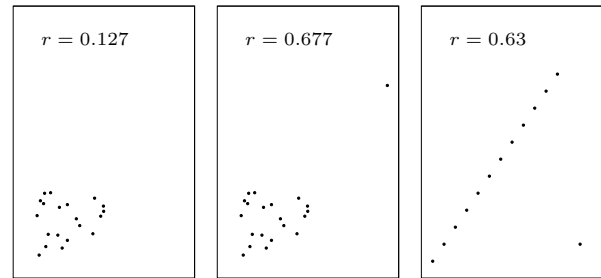
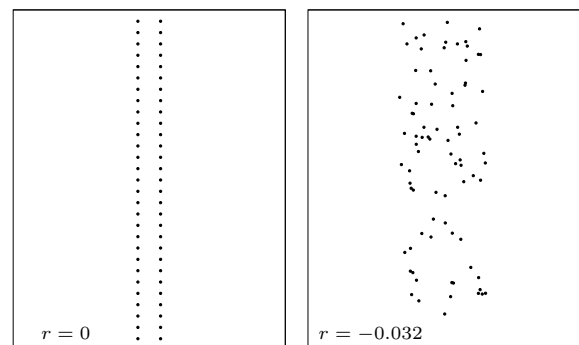


Nota 5.6 - Prima figura**Nota 5.6 - Seconda figura****Nota 5.7****Nota 5.8****Nota 5.9****Nota 5.10****Nota 5.11 - tabella**

x_{I-III}	y_I	y_{II}	y_{III}	x_{IV}	y_{IV}
10.0	8.04	9.14	7.46	8.0	6.58
8.0	6.95	8.14	6.77	8.0	5.76
13.0	7.58	8.74	12.74	8.0	7.71
9.0	8.81	8.77	7.11	8.0	8.84
11.0	8.33	9.26	7.81	8.0	8.47
14.0	9.96	8.10	8.84	8.0	7.04
6.0	7.24	6.13	6.08	8.0	5.25
4.0	4.26	3.10	5.39	19.0	12.50
12.0	10.84	9.13	8.15	8.0	5.56
7.0	4.82	7.26	6.42	8.0	7.91
5.0	5.68	4.74	5.73	8.0	6.89

Nota 5.12

„ One of the most widely used concepts in statistical literature is the concept of correlation. In applied areas this correlation is interpreted as measuring relationship between variables. This article examines the structure of the expression defining correlation and shows that this concept cannot be meaningfully used to measure relationship or lack of it, or linearity or nonlinearity or independence or association or any such thing, and recommends that this misnomer correlation be replaced with something else in statistical literature.“